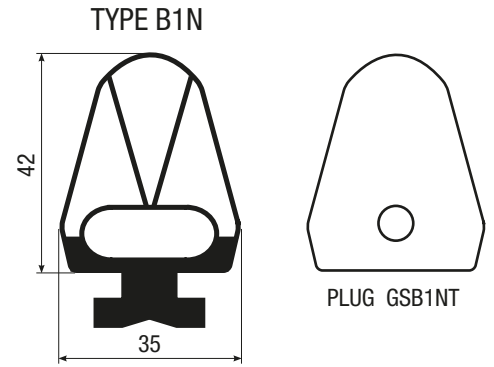
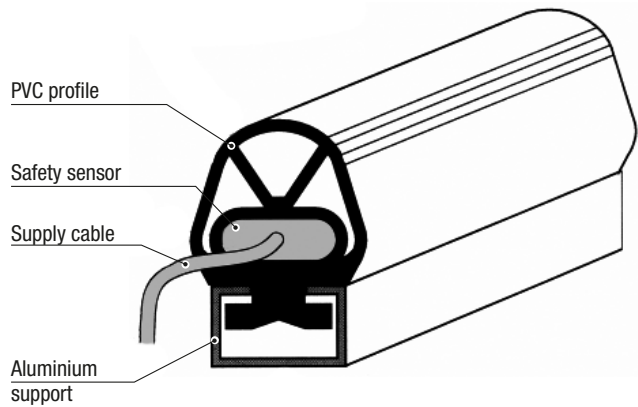


# EDGE TYPE "B1N"

Profile made of black PVC for edges type B1N. The edges feature a sensor on the bottom part of the profile so to ensure sensitivity with front side operations, as well as with a max. angle of  $\pm 45^\circ$ . The ends of the profile are sealed with polyurethane resin to ensure better watertight property.

*Different lengths of the outlet cable available upon request (please indicate when ordering).*

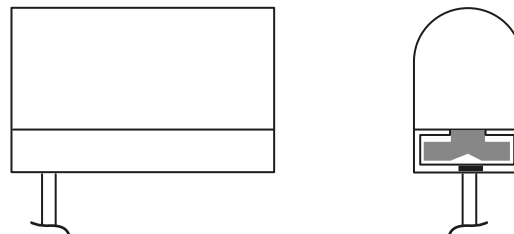


## SUPPLY CABLE OUTLET

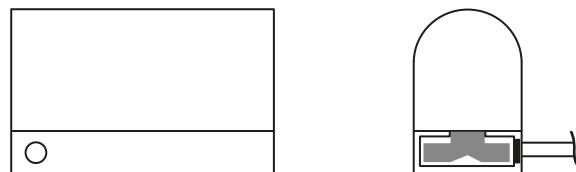
**"UT"** | Head outlet (standard)



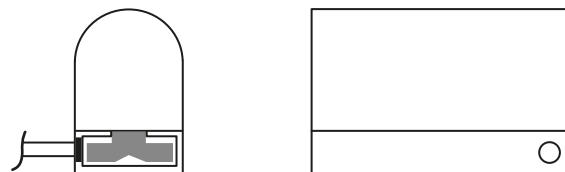
**"UI"** | Bottom outlet



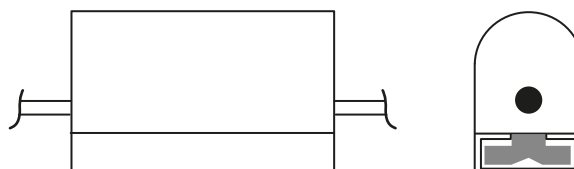
**"ULDX"** | Right side outlet



**"ULSX"** | Left side outlet



**"CSCS"** | Double outlet of cable

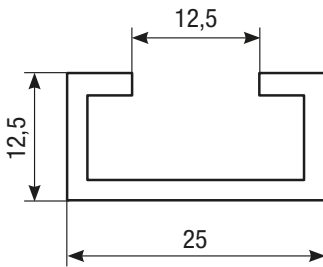


## INFORMATION REQUIRED FOR COMPLETING THE SENSITIVE EDGE

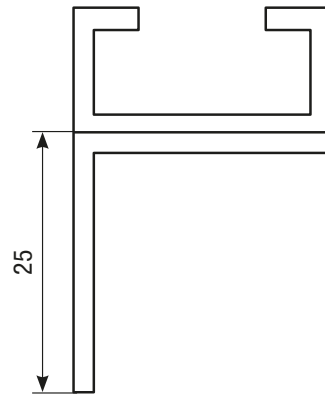
The edges are supplied complete with an aluminium profile required for fastening.  
Three types of supports are available.

### FASTENING SUPPORT

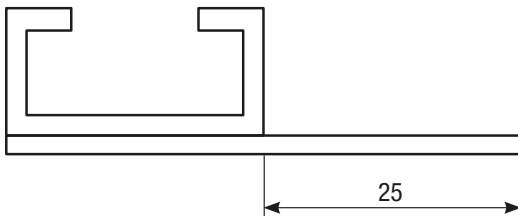
Type "SAC25" | "C"-shaped profile | for edges type B1N



Type "SAL" | "L"-shaped profile | for edges type B1N

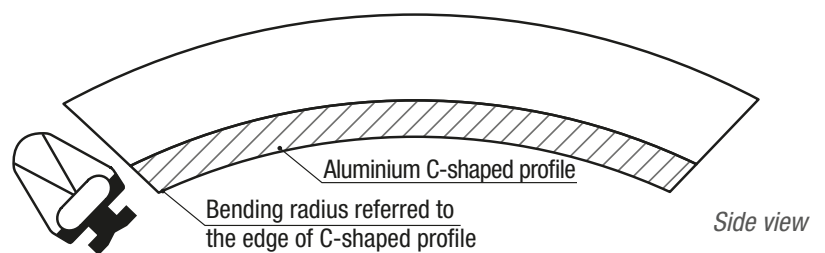


Type "SAI" | "I"-shaped profile | for edges type B1N



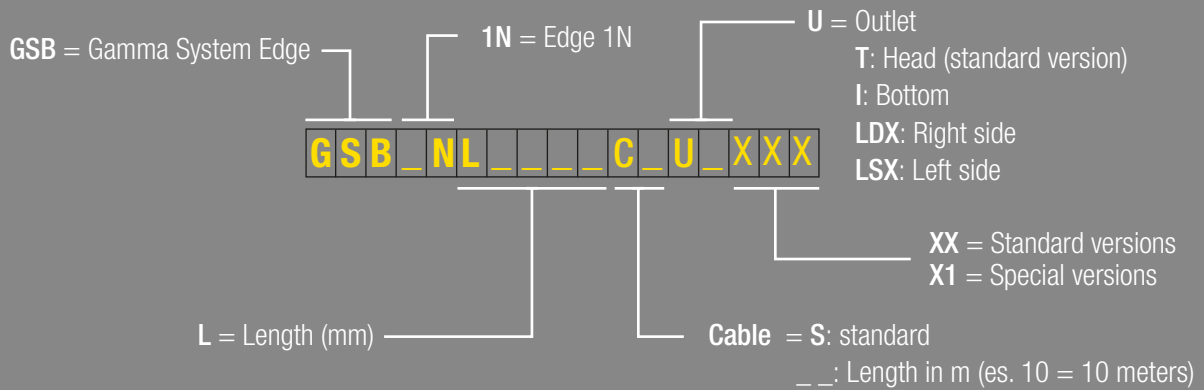
All edges listed can be supplied in curved version with the following bending radiuses:

Figure "A" | for edges type B1N  
Minimum bending radius 800 mm



## HOW TO ORDER AN EDGE TYPE "B1N"

### Code



### CABLE

**S:** CS - Standard Cable, 4x0.35 mm<sup>2</sup>, 3 meters FROR 300/500

\_\_: For lengths other than the standard one, please indicate the cable length, e.g. 10 m = **C10**.

*Example 1:* edge type "B1N" 1000 mm in length with standard cable 3 m in length, head outlet, aluminium profile type SAC25.

**GSB1NL1000CSUTXXX**

*Example 2:* edge type "B1N" 1000 mm in length with standard cable 3 m in length, with M8 connector, aluminium profile SAI or SAL 25 or head outlet.

**GSB1NL1000CSUTXX1**

*Example 3:* edge type "B1N" 1000 mm in length with standard cable 3 m in length, standard side outlet (right), aluminium profile type SAC25.

**GSB1NL1000CSULDXX**

*Example 4:* edge type "B1N" 1000 mm in length with standard cable 3 m in length, with M8 connector, aluminium profile SAI or SAL 25 or side outlet (left).

**GSB1NL1000CSULSX1**

*Example 5:* edge "B1N" 1000 mm in length with standard cable 3 m in length, bottom outlet, aluminium profile type SAC25.

**GSB1NL1000CSUIXXX**

*Example 6:* edge "B1N" 1000 mm in length with cable 0.6 meters in length, head outlet, aluminium profile type SAC25

**GSB1NL1000C06UTXX**

*Example 7:* edge "B1N" 1000 mm in length, double outlet, standard cable 3 m in length, aluminium profile type SAC25.

**GSB1NL1000CSCSUTX**

*Example 8:* edge "B1N" 1000 mm in length, double outlet, cable with connector type M8M – M8F.

**GSB1NL1000CSCSUT1**